

**Share Holding Pattern Filed under Reg.31(1)(a) as on 26/01/2018**

1. Name of Listed Entity: NEWGEN SOFTWARE TECHNOLOGIES LIMITED
2. Scrip Code/Name of Scrip/Class of Security: NEWGEN, EQUITY SHARES
3. Share Holding Pattern Filed under: Reg. 31(1)(a)/Reg.31(1)(b)/Reg.31(1)(c)
4. Declaration : The Listed entity is required to submit the following declaration to the extent of submission of information:

	Particulars	YES*	NO*
a	Whether the Listed Entity has issued any partly paid up shares		NO
b	Whether the Listed Entity has issued any Convertible Securities or Warrants?		NO
c	Whether the Listed Entity has any shares against which depository receipts are issued?		NO
d	Whether the Listed Entity has any shares in locked-in?	YES	
e	Whether any shares held by promoters are pledge or otherwise encumbered?		NO

\*if the Listed Entity selectes the option 'NO' for the questions above, the columns for the partly paid up shares, Outstanding Convertible Securities/Warrants, depository receipts, locked-in shares, No of shares pledged or otherwise encumbered by promoters, as applicable, shall not be displayed at the time of dissemination on the Stock Exchange website. Also wherever there is 'No' declared by Listed entity in above table the values will be considered as 'Zero' by default on submission of the format of holding of specified securities.

- 5 The tabular format for disclosure of holding of specified securities is as follows:



  
*Aman Mowry*

Table I - Summary Statement holding of specified securities

Category	Category of Shareholder	No of Shareholders	No of fully paid up equity shares held	No of Partly paid-up equity shares held	No of Shares Underlying Depository Receipts	Total No of Shares Held (VII) = (IV)+(V)+(VI)	Shareholding as a % of total no of shares (As a % of (A+B+C2))	Number of Voting Rights held in each class of securities			No of Shares Underlying Outstanding convertible securities (Including Warrants)	Shareholding as a % assuming full conversion of convertible Securities (as a percentage of	Number of Locked in Shares		Number of Shares pledged or otherwise encumbered		Number of equity shares held in dematerialized form	
								No'of Voting Rights		Total as a % of (A+B+C)			No.	As a % of total Shares held	No.	As a % of total Shares held		
								Class X	Class Y									(IX)
(I)	(II)	(III)	(IV)	(V)	(VI)	(VII)	(VIII)	(IX)			(X)	(XI)	(XII)		(XIII)	(XIV)		
(A)	Promoter & Promoter Group	4	45928938	0	0	45928938	66.34	45928938	0	45928938	66.34	0	66.34	45928938	100.00	0	0.00	45928938
(B)	Public	100141	21761282	0	0	21761282	31.43	21761282	0	21761282	31.43	0	31.43	7323421	33.65	NA	NA	21622832
(C)	Non Promoter-Non Public																	
(C1)	Shares underlying DRs	0	0	0	0	0	NA	0	0	0	0.00	0	NA	0	0.00	NA	NA	0
(C2)	Shares held by Employes Trusts	1	1545481	0	0	1545481	2.23	0	0	0	0.00	0	2.23	0	0.00	NA	NA	1545481
	<b>Total:</b>	<b>100146</b>	<b>69235701</b>	<b>0</b>	<b>0</b>	<b>69235701</b>	<b>100.00</b>	<b>67690220</b>	<b>0</b>	<b>67690220</b>	<b>97.77</b>	<b>0</b>	<b>100.00</b>	<b>53252359</b>	<b>76.91</b>	<b>0</b>	<b>0.00</b>	<b>69097251</b>



  
 Anjan Mourey

Table II - Statement showing shareholding pattern of the Promoter and Promoter Group

Category	Category & Name of the Shareholder	PAN	No of Shareholders	No of fully paid up equity shares held	No of Partly paid-up equity shares held	No of Shares Underlying Depository Receipts	Total No of Shares Held (IV+V+VI)	Shareholding as a % of total no of shares (calculated as per SCRR, 1957 (VIII) As a % of (A+B+C2)	Number of Voting Rights held in each class of securities			No of Shares Underlying Outstanding convertible securities (Including Warrants)	Shareholding as a % assuming full conversion of convertible Securities (as a percentage of diluted share capital) (VII)+(X) As a % of (A+B+C2)	Number of Locked In Shares		Number of Shares pledged or otherwise encumbered		Number of equity shares held in dematerialized form	
									Class X	Class Y	Total (X)			Total as a % of (A+B+C)	No.	As a % of total Shares held	No.		As a % of total Shares held
	(i)	(ii)	(iii)	(iv)	(v)	(vi)	(vii)	(viii)	Class X	Class Y	Total (X)	(ix)	(x)	(xi)	(xii)	(xiii)	(xiv)	(xv)	
(1)	Indian																		
(a)	Individuals/Hindu undivided Family		4	45928938	0	0	45928938	66.34	45928938	0	45928938	66.34	0	66.34	45928938	100.00	0	0.00	45928938
	T S VARADARAJAN	AAAPV0113H	1	15009306	0	0	15009306	21.68	15009306	0	15009306	21.68	0	21.68	15009306	100.00	0	0.00	15009306
	USHA VARADARAJAN	AAGPV8557R	1	4528320	0	0	4528320	6.54	4528320	0	4528320	6.54	0	6.54	4528320	100.00	0	0.00	4528320
	DIWAKAR NIGAM	AAYPN4923F	1	18422406	0	0	18422406	26.61	18422406	0	18422406	26.61	0	26.61	18422406	100.00	0	0.00	18422406
	PRIVADARSHINI NIGAM	ADHPN2807J	1	7968906	0	0	7968906	11.51	7968906	0	7968906	11.51	0	11.51	7968906	100.00	0	0.00	7968906
(b)	Central Government/State Government(s)		0	0	0	0	0	0.00	0	0	0	0.00	0	0.00	0	0.00	0	0.00	0
(c)	Financial Institutions/Banks		0	0	0	0	0	0.00	0	0	0	0.00	0	0.00	0	0.00	0	0.00	0
(d)	Any Other		0	0	0	0	0	0.00	0	0	0	0.00	0	0.00	0	0.00	0	0.00	0
	Sub-Total (A)(1)		4	45928938	0	0	45928938	66.34	45928938	0	45928938	66.34	0	66.34	45928938	100.00	0	0.00	45928938
(2)	Foreign																		
(a)	Individuals (Non-Resident Individuals/Foreign Individuals)		0	0	0	0	0	0.00	0	0	0	0.00	0	0.00	0	0.00	0	0.00	0
(b)	Government		0	0	0	0	0	0.00	0	0	0	0.00	0	0.00	0	0.00	0	0.00	0
(c)	Institutions		0	0	0	0	0	0.00	0	0	0	0.00	0	0.00	0	0.00	0	0.00	0
(d)	Foreign Portfolio Investor		0	0	0	0	0	0.00	0	0	0	0.00	0	0.00	0	0.00	0	0.00	0
(e)	Any Other		0	0	0	0	0	0.00	0	0	0	0.00	0	0.00	0	0.00	0	0.00	0
	Sub-Total (A)(2)		0	0	0	0	0	0.00	0	0	0	0.00	0	0.00	0	0.00	0	0.00	0
	Total Shareholding of Promoter and Promoter Group (A)-(A)(1)-(A)(2)		4	45928938	0	0	45928938	66.34	45928938	0	45928938	66.34	0	66.34	45928938	100.00	0	0.00	45928938



  
*Aman Networks*

Table III - Statement showing shareholding pattern of the Public shareholder

Category	Category & Name of the Shareholder	PAN	No of Shareholders	No of fully paid up equity shares held	No of Partly paid-up equity shares held	No of Shares Underlying Depository Receipts	Total No of Shares Held (IV+V+VI)	Shareholding as a % of total no of shares (A+B+C2)	Number of Voting Rights held in each class of securities			No of Shares Underlying Outstanding convertible securities (Including Warrants)	Shareholding as a % assuming full conversion of convertible Securities (as a percentage of diluted share capital)	Number of Locked in Shares		Number of Shares pledged or otherwise encumbered		Number of equity shares held in dematerialized form	
									No of Voting Rights		Total as a % of (A+B+C)			No.	As a % of total Shares held	No.	As a % of total Shares held		
									Class X	Class Y									Total
	(I)	(II)	(III)	(IV)	(V)	(VI)	(VII)	(VIII)	(IX)			(X)	(XI)		(XII)		(XIII)	(XIV)	
(1)	Institutions																		
(a)	Mutual Funds		3	2845676	0	0	2845676	4.11	2845676	0	2845676	4.11	0	4.11	2122617	74.59	NA	NA	2845676
	ADITYA BIRLA SUN LIFE TRUSTEE PRIVATE LIMITED A/C	AAATB0102C	1	930030	0	0	930030	1.34	930030	0	930030	1.34	0	1.34	612257	65.83	NA	NA	930030
	HDFC TRUSTEE COMPANY LIMITED - HDFC CAPITAL BUIL	AAATH1809A	1	1425755	0	0	1425755	2.06	1425755	0	1425755	2.06	0	2.06	1020469	71.57	NA	NA	1425755
(b)	Venture Capital Funds		0	0	0	0	0	0.00	0	0	0	0.00	0	0.00	0	0.00	NA	NA	0
(c)	Alternate Investment Funds		2	579622	0	0	579622	0.84	579622	0	579622	0.84	0	0.84	415898	71.75	NA	NA	579622
(d)	Foreign Venture Capital Investors		0	0	0	0	0	0.00	0	0	0	0.00	0	0.00	0	0.00	NA	NA	0
(e)	Foreign Portfolio Investors		8	3737178	0	0	3737178	5.40	3737178	0	3737178	5.40	0	5.40	1844566	49.36	NA	NA	3737178
	GOLDMAN SACHS INDIA LIMITED	AADCG026DC	1	1374538	0	0	1374538	1.99	1374538	0	1374538	1.99	0	1.99	1020469	74.24	NA	NA	1374538
	MALABAR INDIA FUND LIMITED	AAFCM6589C	1	808432	0	0	808432	1.17	808432	0	808432	1.17	0	1.17	415898	51.45	NA	NA	808432
(f)	Financial Institutions/Banks		1	246199	0	0	246199	0.36	246199	0	246199	0.36	0	0.36	0	0.00	NA	NA	246199
(g)	Insurance Companies		0	0	0	0	0	0.00	0	0	0	0.00	0	0.00	0	0.00	NA	NA	0
(h)	Provident Funds/Pension Funds		0	0	0	0	0	0.00	0	0	0	0.00	0	0.00	0	0.00	NA	NA	0
(i)	Any Other																		
	FOREIGN CORPORATE BODIES		1	60	0	0	60	0.00	60	0	60	0.00	0	0.00	0	0.00	NA	NA	60
	<b>Sub Total (B)(1)</b>		<b>15</b>	<b>7408735</b>	<b>0</b>	<b>0</b>	<b>7408735</b>	<b>10.70</b>	<b>7408735</b>	<b>0</b>	<b>7408735</b>	<b>10.70</b>	<b>0</b>	<b>10.70</b>	<b>4383081</b>	<b>59.16</b>	<b>NA</b>	<b>NA</b>	<b>7408735</b>
(2)	Central Government/State Government(s)/President of India		0	0	0	0	0	0.00	0	0	0	0.00	0	0.00	0	0.00	NA	NA	0
	<b>Sub Total (B)(2)</b>		<b>0</b>	<b>0</b>	<b>0</b>	<b>0</b>	<b>0</b>	<b>0.00</b>	<b>0</b>	<b>0</b>	<b>0</b>	<b>0.00</b>	<b>0</b>	<b>0.00</b>	<b>0</b>	<b>0.00</b>	<b>NA</b>	<b>NA</b>	<b>0</b>
(3)	Non-Institutions																		
(a)	i. Individual shareholders holding nominal share capital up to Rs.2 lakhs		94306	7638535	0	0	7638535	11.03	7638535	0	7638535	11.03	0	11.03	352577	4.62	NA	NA	7581685
	ii. Individual shareholders holding nominal share capital in excess of Rs. 2		68	3614573	0	0	3614573	5.22	3614573	0	3614573	5.22	0	5.22	1477400	40.87	NA	NA	3554573
(b)	NBFCs Registered with RBI		0	0	0	0	0	0.00	0	0	0	0.00	0	0.00	0	0.00	NA	NA	0
(c)	Employee Trusts		0	0	0	0	0	0.00	0	0	0	0.00	0	0.00	0	0.00	NA	NA	0
(d)	Overseas Depositories (Holding DRs)(Balancing figure)		0	0	0	0	0	0.00	0	0	0	0.00	0	0.00	0	0.00	NA	NA	0
(e)	Any Other																		
	TRUSTS		1	184649	0	0	184649	0.27	184649	0	184649	0.27	0	0.27	0	0.00	NA	NA	184649
	NON RESIDENT INDIANS		85	36425	0	0	36425	0.05	36425	0	36425	0.05	0	0.05	21600	59.30	NA	NA	14825
	NON RESIDENT INDIAN NON REPATRIABLE		41	383355	0	0	383355	0.55	383355	0	383355	0.55	0	0.55	272400	71.06	NA	NA	383355
	BODIES CORPORATES		20	1987718	0	0	1987718	2.87	1987718	0	1987718	2.87	0	2.87	816363	41.07	NA	NA	1987718
	IL & FS TRUST COMPANY LIMITED - FOREFRONT ALTERN	AAATF4459L	1	1013324	0	0	1013324	1.46	1013324	0	1013324	1.46	0	1.46	816363	80.56	NA	NA	1013324
	H U F		5605	507292	0	0	507292	0.73	507292	0	507292	0.73	0	0.73	0	0.00	NA	NA	507292
	<b>Sub Total (B)(3)</b>		<b>100126</b>	<b>14352547</b>	<b>0</b>	<b>0</b>	<b>14352547</b>	<b>20.73</b>	<b>14352547</b>	<b>0</b>	<b>14352547</b>	<b>20.73</b>	<b>0</b>	<b>20.73</b>	<b>2940340</b>	<b>20.49</b>			<b>14214097</b>
	<b>Total Public Shareholding (B) = (B)(1)+(B)(2)+(B)(3)</b>		<b>100141</b>	<b>21761282</b>	<b>0</b>	<b>0</b>	<b>21761282</b>	<b>31.43</b>	<b>21761282</b>	<b>0</b>	<b>21761282</b>	<b>31.43</b>	<b>0</b>	<b>31.43</b>	<b>7323421</b>	<b>33.65</b>			<b>21622892</b>


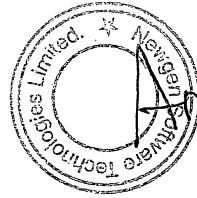

  
*Aman Mouzeys*

Table IV - Statement showing shareholding pattern of the Non Promoter - Non Public Shareholder

Category	Category & Name of the Shareholder	PAN	No of Shareholders	No of fully paid up equity shares held	No of Partly paid-up equity shares held	No of Shares Underlying Depository Receipts	Total No of Shares Held (IV+V+VI)	Shareholding as a % of total no of shares (A+B+C2)	Number of Voting Rights held in each class of securities			No of Shares Underlying Outstanding convertible securities (Including Warrants)	Shareholding as a % assuming full conversion of convertible Securities (as a percentage of diluted share capital)	Number of Locked in Shares		Number of Shares pledged or otherwise encumbered		Number of equity shares held in dematerialized form
									No of Voting Rights		Total as a % of (A+B+C)			No.	As a % of total Shares held	No.	As a % of total Shares held	
									Class X	Class Y								
(I)	(II)	(III)	(IV)	(V)	(VI)	(VII)	(VIII)	(IX)			(X)	(XI)	(XII)	(XIII)	(XIV)			
(1)	Custodian/DR Holder		0	0	0	0	0	0.00	0	0	0	0.00	0	0.00	NA	NA	0	
(2)	Employee Benefit Trust (under SEBI(Share based Employee Benefit) Regt)		1	1545481	0	0	1545481	2.23	0	0	0	0.00	0	2.23	0.00	NA	1545481	
	AMARENDRA KISHORE SHARAN	AACTN0584E	1	1545481	0	0	1545481	2.23	0	0	0	0.00	0	2.23	0.00	NA	1545481	
	<b>Total Non-Promoter-Non Public Shareholding (C) = (C)(1)+(C)(2)</b>		<b>1</b>	<b>1545481</b>	<b>0</b>	<b>0</b>	<b>1545481</b>	<b>2.23</b>	<b>0</b>	<b>0</b>	<b>0</b>	<b>0.00</b>	<b>0</b>	<b>2.23</b>	<b>0.00</b>		<b>1545481</b>	



*Amn Mowry*

1/10